

SPECIAL JUNIOR'S 6

SPECIALS



SPECIAL JUNIOR'S 6
SPECIALS


75 _{m²}	15
FLÄCHE	BESUCHER
15×5 _m	6
ABMESSUNGEN	ELEMENTE

ELEMENTE JUNIOR LINE



TRAMPOLINE


AFP-JL-TM
350 × 350 × 70 cm
12.3 m²

 105kg / 0.21 m³
70 × 55 × 55 cm

1

CLIMB OVER


AFP-JL-CO
350 × 250 × 168 cm
8.8 m²

 48kg / 0.24 m³
80 × 50 × 60 cm

1

CONNECTOR S


AFP-JL-CS
75 × 250 × 20 cm
1.9 m²

 11kg / 0.06 m³
50 × 40 × 30 cm

1

CONNECTOR PLUS

AFP-JL-CP
175 × 500 × 20 cm
8.8 m²

 38kg / 0.18 m³
80 × 50 × 45 cm

1

SLOPE

AFP-JL-SE
350 × 250 × 210 cm
8.8 m²


 63kg / 0.26 m³
55 × 55 × 85 cm

1

ELEMENTE ADDITIONALS

EASY RAMP

AFP-AD-ER
250 × 160 × 10 cm
4.0 m²

 15kg / 0.06 m³
60 × 30 × 30 cm

1

